

# Saint Martin de Porres

Saint Martin de Porres was born in Lima, Peru, in 1579. He grew up in a very poor family, since his mother was a slave, and his father abandoned them. He learned how to cut hair and care for the sick as a boy and used these skills throughout his life.

Martin prayed much and did his best to live a holy life, but the laws in the area prevented African people from becoming members of religious orders. Since he couldn't join formally, he volunteered and did even the most basic and least desired jobs around the monastery. His dedication was not ignored and he was able to work in the Dominican Convent of the Rosary in Lima as a church officer at just the age of 15.

While Martin worked in the convent, he cut hair and helped the sick. After 8 more years, he was finally allowed to take vows and officially join as a member of the Third Order of Saint Dominic. Even though he was allowed to join, his ethnicity still caused him to be mocked. He was assigned and worked his whole life in the infirmary, where sick people are cared for.

Saint Martin de Porres was known for his generosity, patience, kindness and charity. He loved God very much! Some stories about Saint Martin de Porres say he could fly, bilocate (that means be in two places at the same time), cure people instantly and have amazing spiritual knowledge.

After serving God in the Convent his whole life, Saint Martin de Porres died in 1639 from illness. By the time he died many had heard of his great love of God and his many good works.

He was even friends with Saint Juan Macias and Saint Rose of Lima. Saint Martin de Porres feast day is November 3 and he is the patron saint of mixed race, innkeepers, barbers, and public health workers.



Color the picture of Saint Martin de Porres!

# Language Arts

## Week 7: Adjectives

1. Draw a **RED** line under all the **adjectives** in the story on the page with the Saint Martin de Porres story.
2. Fill this box with adjectives about Saint Martin de Porres. Here are two adjectives to get you started.

*determined*

*faithful*

3. Now fill this box with adjectives that describe you! Circle the adjectives that describe both you and Saint Martin de Porres.

4. Now ask a friend or sibling to tell you adjectives that describe you, and write them in the box below. Do they match the adjectives you describe yourself with above? Which ones are the same?

# Language Arts

## Week 8: Articles

Three special adjectives are articles. What are they?

---

We put the article 'a' in front of words that start with a consonant, and the article 'an' in front of words that start with a vowel. Draw a line from the correct article to the words in the column on the right. (The first one has been done for you!)

**A**

convent

order

saint

Barber

illness

rosary

prayer

area

angle

triangle

base

side

height

**An**

---

The article **'the'** is known as the definite article because it describes a specific thing.

Decide which article goes in the sentences below:

Martin de Porres is \_\_\_\_\_ (a, an, or the) patron saint of barbers.

He worked in \_\_\_\_\_ (a, an, or the) convent.

He was sworn into \_\_\_\_\_ (a, an or the) order of the Dominicans.

# Language Arts

## Week 9: Adverbs

What is an adverb? (write the memory sentence below)

---

---

The box contains lots of adverbs. Some make sense in the sentence below. Choose an adverb that fits in each sentence. Then use the left over adverbs to write your own sentence!

happily	faithfully	patiently	angrily
sadly	sometimes	foolishly	cautiously
hungrily	totally	carefully	always

1. Saint Martin de Porres \_\_\_\_\_ cut peoples' hair as a barber.
2. He \_\_\_\_\_ cared for the sick.
3. Growing up, his family \_\_\_\_\_ had little money.
4. Saint Martin de Porres \_\_\_\_\_ worked in the convent as a volunteer.
5. He tried to \_\_\_\_\_ serve God to the best of his abilities.
6. I hope you \_\_\_\_\_ serve God with your life too!

Now write your own sentence using adverbs!

---

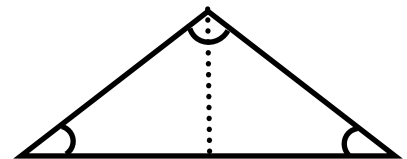
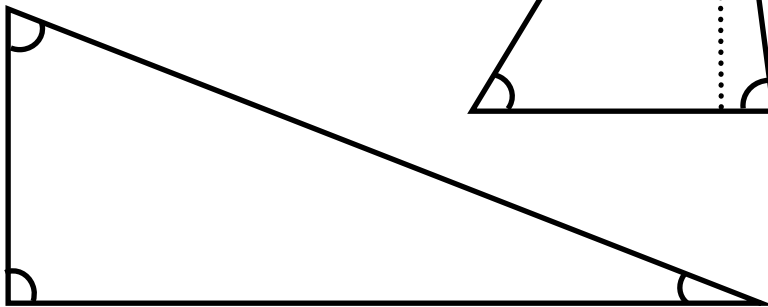
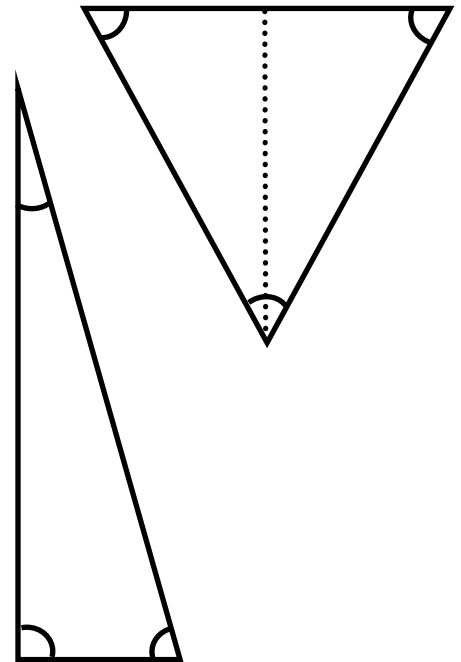
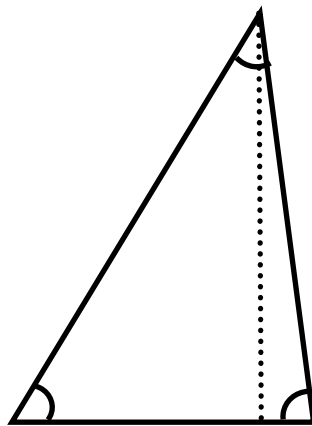
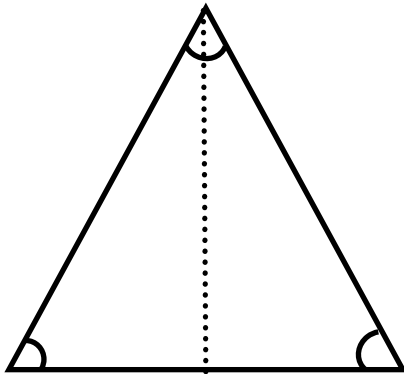
---

# Math

## Week 7– Highlight parts of a triangle

There are many types of triangles below. Get four different colored highlighters or markers and color code the parts of the triangle using the key below.

**Pink** - Base      **Yellow** - angle  
**Blue** - Side      **Green** - height



Write the memory work for Week 8 Math below:

---

---

Now write 180 degrees in each of the triangles above!

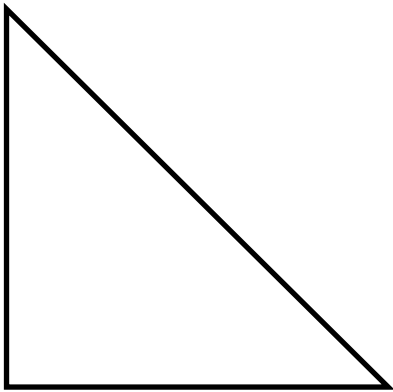
# Math

## Weeks 9—Area of a triangle

*The area of a triangle equals  $1/2$  base times height*

$$A = 1/2 bh$$

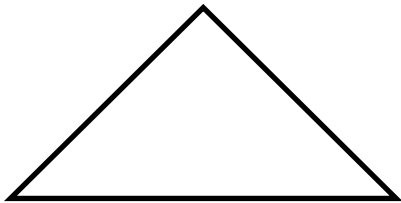
Use a ruler to measure the base and height of each triangle below. Then calculate the area!



Base = \_\_\_\_\_ in

Height = \_\_\_\_\_ in

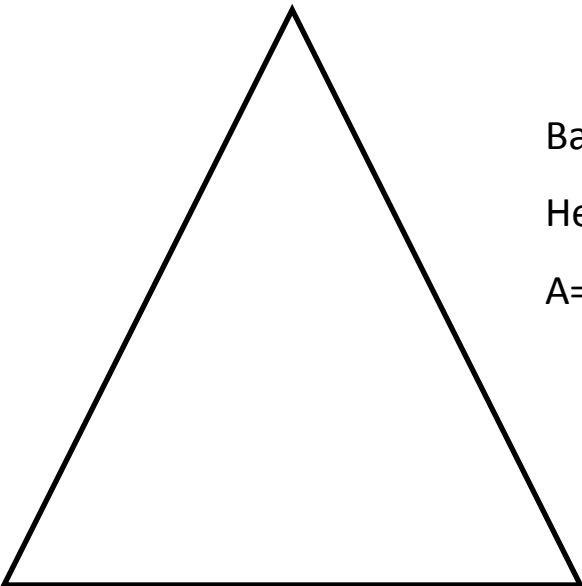
$$A = 1/2 \text{ _____ } \times \text{ _____ } = \text{ _____ } \text{ in}^2$$



Base = \_\_\_\_\_ in

Height = \_\_\_\_\_ in

$$A = 1/2 \text{ _____ } \times \text{ _____ } = \text{ _____ } \text{ in}^2$$



Base = \_\_\_\_\_ in

Height = \_\_\_\_\_ in

$$A = 1/2 \text{ _____ } \times \text{ _____ } = \text{ _____ } \text{ in}^2$$