

Saint Maximilian Kolbe



Saint Maximilian Kolbe was born in Poland on January 8, 1894 during a difficult time of political unrest. He was raised with a special devotion to the Blessed Mother. He would recite the Angelus, Rosary and Litany to Our Lady every day! One day he was talking to Mary when she presented him with two crowns, a red one and a white one, asking him to choose. He chose both meaning he wanted to remain pure and become a martyr.

Maximilian Kolbe and his brother joined the Conventual Franciscan Order. His birth name was Raymond, but after joining the order it was changed to Maximilian.

Maximilian spent a lot of time studying and earned a Doctorate in theology. He continued to have a special relationship with Mary and formed the Militia Immaculata (Army of the Immaculate One), to win souls with the intercession of Mary. He was ordained a priest in 1918, and even founded monasteries in Asia.

Maximilian Kolbe is most famous for his work during World War 2. Poland was invaded by Germany and many Jews were being persecuted. Maximilian Kolbe opened a hospital to help the wounded, and provided a safe hiding place for 2,000 Jews. Eventually, the monastery where Maximilian lived and worked was shut down and he was sent to Auschwitz, one of the worst Nazi prison camps. The Nazis were starving people on purpose, and Maximilian volunteered in place of another to starve. Even in his last days, he led prayers to Mary. Despite the starvation, he remained alive, and was eventually injected with carbolic acid by the Nazis, and died on August 14.

He is the patron saint of drug addicts, prisoners, families and the pro-life movement. His feast day is August 14.

Color the picture of Saint Maximilian Kolbe!

Week 19 Language Arts - Contractions

Put the words in the box together to make contractions. Then fill in the blanks in the sentences below using the contractions from the box.

He is = _____	It is = _____
Was not = _____	I am = _____
Could have = _____	That is = _____
Did not = _____	Must not = _____

1. Saint Maximilian Kolbe _____ named Maximilian until he joined the Conventional Franciscan order.
2. He _____ choose just one rose, he chose both.
3. _____ usually shown wearing prisoner's clothing.
4. Maximilian _____ have been scared to die in place of another.
5. He _____ chosen to live, but instead volunteered to die, so he could save someone else's life.
6. _____ a really brave thing to do– to die in place of another!
7. _____ one of the ways he showed love.
8. _____ inspired by the example that Saint Maximilian Kolbe set with his life.

Week 21– Language Arts

Alphabetic Order

Rearrange the words in the first column to be in alphabetical order

Maximilian	
Kolbe	
Patron	
Saint	
Poland	
Mystery	
Prisoner	
Rosary	
Angelus	
Litany	
Glorious	
Joyful	
Sorrowful	
Luminous	

Week 21– Language Arts

Prefixes and Suffixes

Use the prefixes and suffixes in the box to complete the words. Then write a sentence about Saint Maximilian Kolbe using one of the words !

un-	non-	-able	-ment
mis-	re-	-ful	-er
with-	dis-	-fully	-less

_____lucky

_____placed

_____hold

_____fiction

_____connect

_____like

_____cover

_____trust

Predict _____

Success _____

Honor _____

Enforce _____

Help _____

Strong _____

Tire _____

Comfort _____

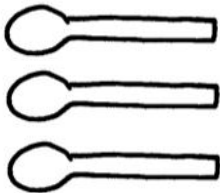
Now write your own sentence using a word containing a prefix or suffix!

Week 19-22 Math - Measurements


(easy)

Draw lines to connect the equal measurements. The first one has been done for you!


3 teaspoons




4 Tablespoon



1/4 cup



1 cup



8oz



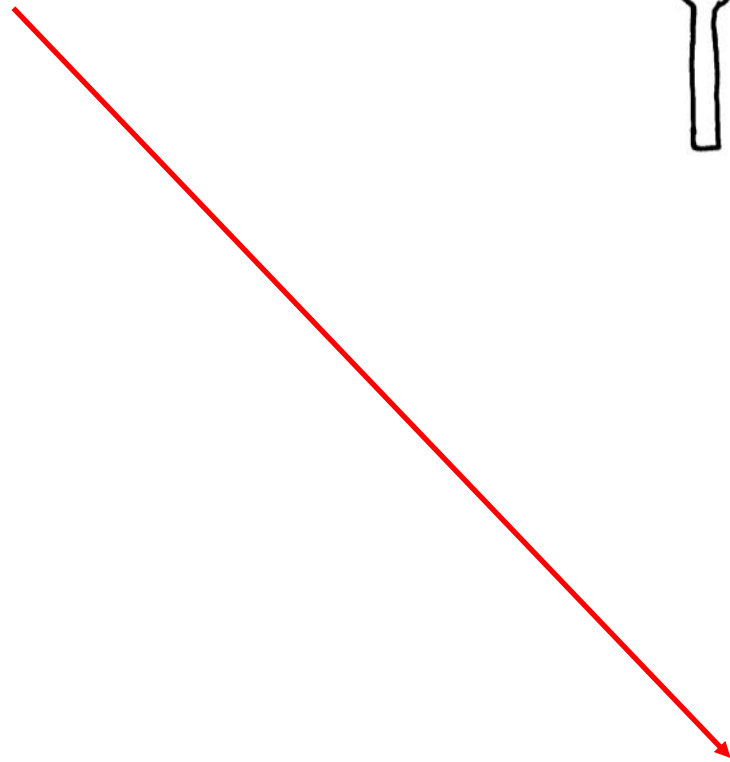
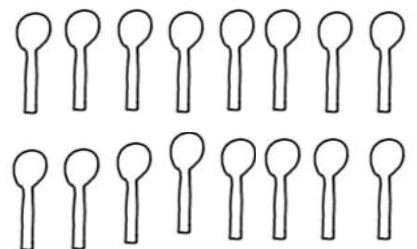
1 Tablespoon



1 cup



16 Tablespoons



Week 19-22 Math– Measurement

(difficult)

3 teaspoons = 1 tablespoon;

4 Tablespoons = $\frac{1}{4}$ cup;

16oz = 2cups = 1 pint;

Use Grandma's Peach Cobbler Recipe below to answer the questions!

Ingredients:

1 cup of self rising flour
1 cup of sugar
 $\frac{1}{2}$ cup of butter, melted
1 cup of milk
4 cups of sliced peaches
1 tablespoon of sugar

Directions:

Preheat oven to 375 degrees. Grease a 11 x 17 inch baking dish.
Whisk milk, flour, and 1 cup of sugar in a bowl, add butter.
Arrange peaches in dish and sprinkle with 1 T of sugar. Pour mixture over the peaches.
Bake about 40min or until toothpick comes out clean.

How many tablespoons of flour do you need? _____

How many teaspoons of sugar do you sprinkle over the peaches? _____

How many pints of peaches do you use? _____

How many tablespoons of butter should you melt? _____

How many ounces of milk do you need? _____