

Saint Therese of Liseux

Keep this story for the next 3 weeks to complete the activities in this fun pack!



Saint Therese was the youngest of five girls in her family. Her parents, Louis and Zelig Martin are also canonized saints! She was born on January 2, 1873 in Liseux, France. When she was born, she was weak and frail, and her parents feared she would not survive long. But Saint Therese surprised them by growing stronger and living a full life devoted to God.

When she was 14 she had a powerful conversion to Christ that changed how she viewed life. She decided to dedicate her life to showing God's love. Just like her 4 older sisters, Saint Therese entered a convent to give her whole life to God. She became a Carmelite Nun and took the name Sister Therese of the Child Jesus and the Holy Face.

Saint Therese is best known for her "Little Way." Instead of trying to find big ways to show God's love, she did it in all the simple and little things she did each day. She saw how children had a simple and focused love for God, and strived for that same relationship with Him. Her faith shows that even if you have what looks like an ordinary life, you can use it to glorify God in all the little things you do each day!

She is also known as the "little flower of Jesus" because she loved flowers! Even today, seeing a rose after saying a prayer to Saint Therese is a sign she heard you!

Saint Therese died at the age of only 24 after a struggle with tuberculosis. Her last words were "My God, I love you!" She was canonized a saint on May 17, 1925, and is the patron saint of missions. She did not go on any missions but we know from her writings she had a special devotion to pray for missions.

Color the picture of Saint Therese!

Language Arts– Week 13

Below are some quotes by Saint Therese. They are missing the capital letter or end mark to make them complete sentences. Circle and correct the mistakes. (The first one was done for you)

T

Rewrite your favorite quote correctly at the bottom.

“there is one only thing to do here below: to love Jesus, to win souls for Him so that He may be loved. L let us seize with jealous care every least opportunity of self sacrifice. Let us refuse Him nothing. He does so want our love”!

“love alone have I ever given to the good God; with love he will repay me”

“yes, all is well when we seek only the will of Jesus”

“your love has gone before since I was a child. It has grown with my growth”

“miss no single opportunity of making some small sacrifice, here by a smiling look, there by a kindly word; always doing the smallest right and doing it all for love”

Language Arts– Sentences

Week 14 - Label the sentences below according to their type:

Declarative, imperative, interrogative, or exclamatory.

Week 15 - Underline the subject of each sentence, and draw a circle around the predicate.

- _____ 1. Saint Therese had four sisters.
- _____ 2. She was the youngest of them all!
- _____ 3. Have you ever seen a picture of Saint Therese?
- _____ 4. Her feast day is October 1st.
- _____ 5. She joined the Carmelite order.
- _____ 6. Saint Therese is also called the ‘little flower.’
- _____ 7. People say they see roses when they pray to her!
- _____ 8. Have you ever prayed to Saint Therese?
- _____ 9. Did you find roses in unexpected places after praying to her?
- _____ 10. She is known for her ‘little way.’
- _____ 11. She would do small things with great love for God.
- _____ 12. Have you ever offered small sacrifices or tasks to God?
- _____ 13. Therese would eat the worst left overs without complaining.
- _____ 14. Go do small things with lots of love just like Saint Therese!

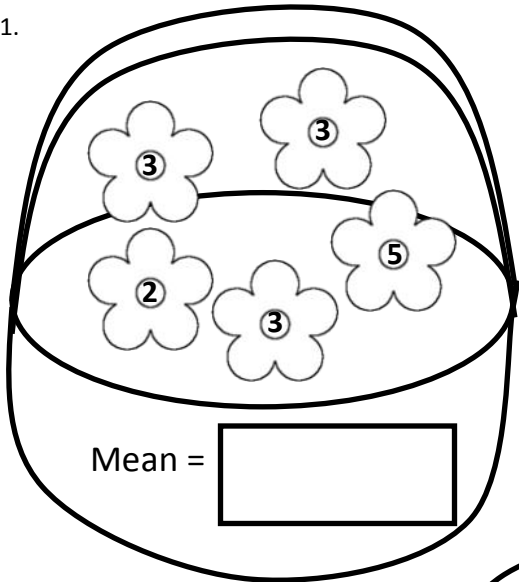
Write your own sentence about Saint Therese. Label the type of sentence it is.

Math - Week 13

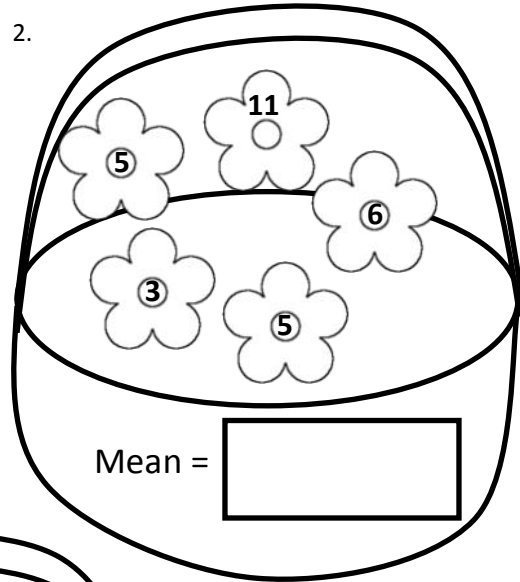
The mean or average is found by adding all the numbers in a set, then dividing by how many numbers there are.

Find the mean number in the flowers in each basket. Write your answers in the box.

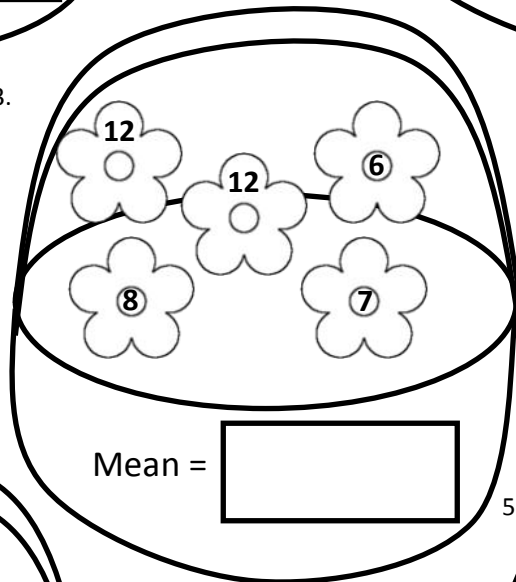
1.



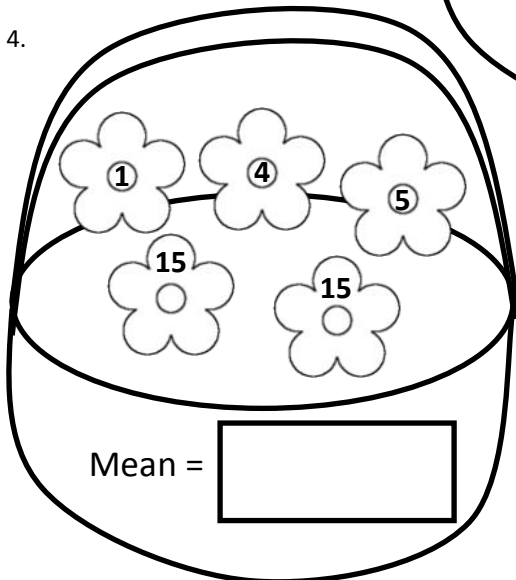
2.



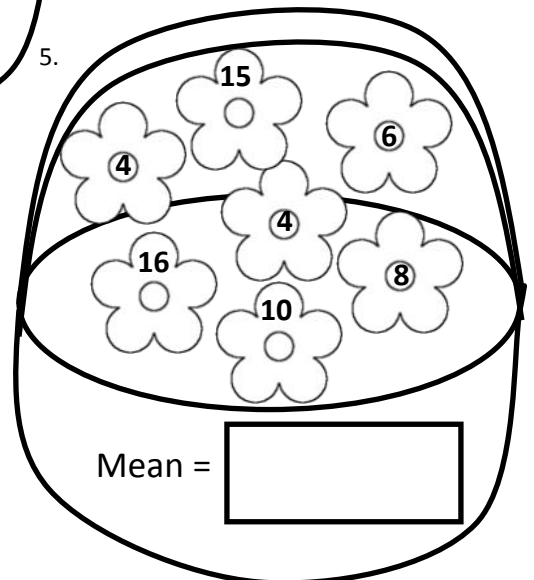
3.



4.



5.



Math- Week 14

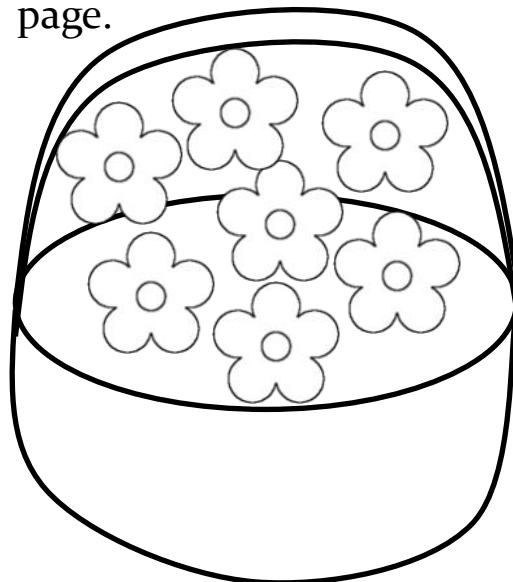
Find the median for each set of numbers in the little flowers on the previous page. Use the blanks to help you put the numbers in order, then write the median.

1. _____, _____, _____, _____, _____ The median is _____.
2. _____, _____, _____, _____, _____ The median is _____.
3. _____, _____, _____, _____, _____ The median is _____.
4. _____, _____, _____, _____, _____ The median is _____.
5. _____, _____, _____, _____, _____, _____, _____ The median is _____.

Math- Week 15

Find the mode for each set of numbers in the little flowers on the previous page.

1. The mode is _____.
2. The mode is _____.
3. The mode is _____.
4. The mode is _____.
5. The mode is _____.



Mean=
Median=
Mode=

Create your own flower basket math problem!

Write numbers in each flower in the basket above. Then find the mean, median and mode!

Religion– Works of Mercy Match-ups

Draw a line to match the work of mercy with its picture.

The first one has been done for you!

Feed the hungry

Give drink to the thirsty

Clothe the naked

Visit the imprisoned

Shelter the homeless

Visit the sick

Bury the dead

